

WUDU', GHUSL AND TAYAMMUM

الوضوء و الغسل و التيمم

Objectives >>>

Students should:

- Learn the Wājib parts of Wuḍū'
- Become proficient in performing Wuḍū'

JURISPRUDENCE

LEVEL 2

Lesson 1: Learning about Wuḍū'

Before we begin any prayer, we need to prepare ourselves. Prayer is a meeting with Allah (SWT) and therefore we have to prepare ourselves properly and clean ourselves before we attend this important meeting. We prepare for prayer by performing Wuḍū'.



Wuḍū' is a set of action in which we wash our faces and arms and wipe over our heads and feet. This helps us get physically and spiritually ready for our daily prayer. It is also important to perform Wuḍū' before doing other things like reciting or touching the Qur'ān.

Discussion Activity

"I've put on clean clothes, worn perfume and got my prayer mat ready for prayer. Am I now ready to pray, Mum" asked Zaynab.

"Not completely, my dear," replied Mum. "There's something missing."

Class, can you tell me what Zaynab has forgotten?

Zaynab must make *Wuḍūʻ*.

When else do we need *Wuḍūʻ*?

Before touching the letters of the Qurʾān and the names of Allah (SWT), the prophets and Ahlul Bayt.

WHAT IS WUḌŪʻ?

As discussed in the introduction, *Wuḍūʻ* is when we wash ourselves in a certain way to get ready for prayer. It helps to make us ready to talk to our Creator. *Wuḍūʻ* has some obligatory (wājib) parts and some recommended (mustahab) parts. Today, we will learn about the obligatory parts.

WĀJIB PARTS OF WUḌŪʻ

1. The first thing we need to do is the Niyyah (intention). Before starting *Wuḍūʻ*, we need to have an intention that we are doing *Wuḍūʻ* for the sake of Allah (SWT). We don't have to say this out loud, it's enough to know what we are doing and why we are doing it.

2. After the Niyyah, comes the washing of the face from the forehead to the end of the chin, making sure every visible part of the face has been covered by water.



3. The next part of *Wuḍūʻ* is to wash the arms from the elbow down to the fingertips, again making sure all areas are covered by water.

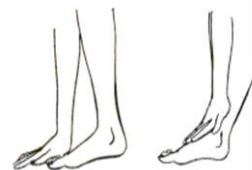


4. After washing both hands, we go to wipe the top of our head. We need to use the water left on our hand from washing it in the last step to wipe over our head. We can use our fingers to wipe from the top of the head down to the front, without touching our forehead. When wiping your head, make sure you have not used any new water.



You can only use the water already on your hands from having washed your hands.

5. The last part of *Wuḍūʻ* is the wiping of the feet. Using the same wetness from the hands, we wipe



our feet from the tip of the big toe to the ankle joint. Again the right foot is done first, followed by the left.

Before wiping your head and feet, make sure they are both dry.

Now that you have done *Wuḍūʻ*, you are ready to pray.

- A few things to remember when performing Wudhu:

- For your *Wuḍūʻ* to be correct, remember to carry out all the steps in order and without any breaks!
- Do not waste water when doing *Wuḍūʻ*. Use a little water and turn the tap off if you are not using any extra water.
- It doesn't take long to do *Wuḍūʻ* so try and stay in *Wuḍūʻ* at all times!

Review Questions:

Q1. The first part of our body that we have to wash during *Wuḍūʻ* is:

- a) The arms
- b) The feet
- c) The face

Q2. Which foot should we wipe first during *Wuḍūʻ*?

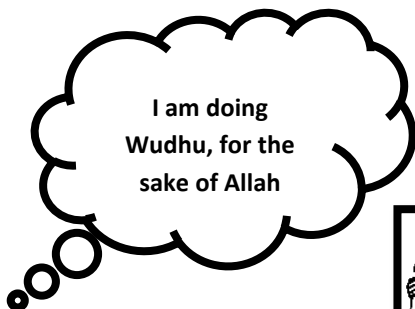
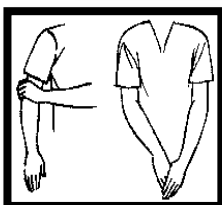
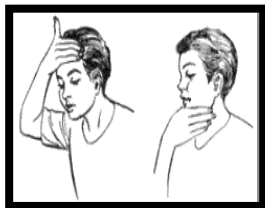
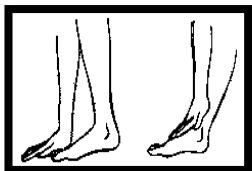
- a) Right
- b) Left
- c) It makes no difference

Lesson 2: Practical Wuḍū' Lesson

In the previous lesson, we learnt the steps and some of the basic rules of Wuḍū'. In this lesson, it is your turn to practice performing Wuḍū'. You will each perform Wuḍū' in front of the teacher to make sure you are performing it correctly. Next week, we will have a test on how well you can perform Wuḍū'.

Class work

The pictures below are the actions of Wuḍū', but they are not in order, number them according to which action comes first, and colour in.



Wuḍū' Marksheets

Action	Done or not	Mark
Intention explained		
Washing of the face		
Started from forehead and ended at chin		
Washing of the arms		
Started at elbows and ended at fingertips		
Wiped head		
Did not use new water to wipe head		
Wiped the feet		
Right before left		
Started from tip of big toe to ankle joint		

Lesson 3: Wuḍū' Test

PRACTICAL TEST

You will go with your teacher to the bathroom and each of you will perform Wuḍū' in front of the teacher. Your teacher will be watching you carefully to see how well you do it. If you do everything right, your teacher will have an exciting present ready for you: you will get a prize as well as a 'Wuḍū' certificate' to show your friends and parents that you know how to do your Wuḍū'.