



Hajj

الحج

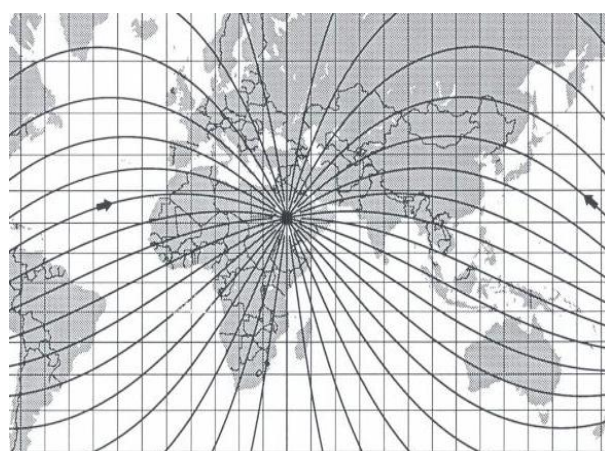
JURISPRUDENCE

LEVEL 1

Objectives >>>

Students should:

- Understand that Muslims must make the pilgrimage to Mecca at least once in their adult life
- Know where Mecca and Medina are on a world map
- Be reminded of the story of Prophet Abraham (as)
- Be introduced to Masjidul Haraam
- Be introduced to the Ka'bah



Australia is at the bottom right hand corner. Mecca and Medina are where all the lines direct to!


Colour in the picture below, which shows the different ways people get to Mecca! Colour the Ka'bah in black.

What is Hajj?

Hajj is a pilgrimage or a religious journey to Mecca made in a specific time of the year, in a month called Dhul Hijjah. This is the last month of the Islamic calendar. Hajj is something that all Muslims must do- if they can afford it and are well enough to perform it.

When we visit Mecca to perform Hajj, it is also very recommended to visit Medina, where the grave of our Holy Prophet is.

Where are Mecca and Medina? Let us look at the world map and see.



What different methods of transport can you see in the picture?

- 1)
- 2)
- 3)

Can you think of any other way people can travel to Mecca?

.....

THE ORIGINS OF HAJJ

Let us travel back thousands of years to the time of Prophet Abraham (as). Prophet Abraham (as) and his second wife Hajar had a baby boy called Isma'il. When Isma'il was became older, Allah (SWT) ordered Prophet Abraham to take his wife and new born son to a desert. After a long journey, Prophet Abraham left his wife and son in the desert, leaving them in the trust of Allah (SWT).

After a few days in the hot desert, the food and water that Prophet Abraham had given Hager and her son had finished, and the baby was now hungry and thirsty. Hajar was worried about her baby, so she looked everywhere for water. From a distance, she saw a mirage (a shiny view that reflects and looks like water), and she thought it was water, so she ran very quickly to go and get it. When she reached, she realised it was not water. Then she saw another mirage on the opposite side, and so she ran towards it, and again realised that it was not water but only a reflection. She saw this mirage 7 times, and she ran from one end to the other every time. By the end of this she was tired, and she sat down next to her thirsty son, feeling very alone and tired.

At this point a fountain of water gushed out from next to her son Isma'il. Hajar was very happy and she knew Allah (SWT) was looking after them.


The points between which Hajar was running were two hills called Safa and Marwah. These are the same hills that we walk between when we go to perform Hajj today

Let us now look at how and why the Ka'bah was built.

During the time of Prophet Abraham, people were very ignorant about Islam, and they were not ready to listen to Prophet Abraham. So Allah (SWT) ordered Prophet Abraham to build a place of worship, where people from all over the world could come and worship the one and only Allah (SWT).

Prophet Abraham, with the help of his son Prophet Isma'il, built the Ka'bah. The black stone which is found on one of the corners of the Ka'bah is a special stone from heaven.

Colour the Ka'bah in the picture below. Colour the walls of the Ka'bah in black and the door and strip around the Ka'bah in yellow.



Help Fatima and Abdullah go to the Kaabah



Jurisprudence: *Hajj*, Level 1

Now that we know how the Ka’bah was built, and we know the history behind the Sa’y, let us take a brief look at what Muslims actually do at Ḥajj in the form of a short poem.

We will all go to Mecca on the Hajj.
We will all go to Mecca on the Hajj.
We will all go to Mecca. We will all go to Mecca.
We will all go to Mecca on the Hajj.

We wear only two white garments on the Hajj.
We wear only two white garments on the Hajj.
We wear only two white garments. We wear only two white garments.
We wear only two white garments on the Hajj.

We will walk around the Ka’ba seven times.
We will walk around the Ka’ba seven times.
We will walk around the Ka’ba. We will walk around the Ka’ba.
We will walk around the Ka’ba seven times.

We run backward and run forward on the Hajj.
We run backward and run forward on the Hajj.
We run backward and run forward. We run backward and run forward.
We run backward and run forward on the Hajj.

We will drink the Zam-Zam water on the Hajj.
We will drink the Zam-Zam water on the Hajj.
We will drink the Zam-Zam water. We will drink the Zam-Zam water.
We will drink the Zam-Zam water on the Hajj.

We throw pebbles at the Shaytan on the Hajj.
We throw pebbles at the Shaytan on the Hajj.
We throw pebbles at the Shaytan. We throw pebbles at the Shaytan.
We throw pebbles at the Shaytan on the Hajj.

We will sacrifice for Allah on the Hajj.
We will sacrifice for Allah on the Hajj.
We will sacrifice for Allah. We will sacrifice for Allah.
We will sacrifice for Allah on the Hajj.

Class Activity:

https://www.youtube.com/watch?v=LnLxEQOHxvY&list=PLO91sJJ30-2-pXc_ElBk-4bdwCTtACsp6

Watch this beautiful animated video clip on Ḥajj.
Your teacher will play it for you.