

# QIBLAH, ADHĀN & IQĀMAH

## القبلة والاذان والاقامة

### Objectives

#### Students should:

- Know that we face the Ka'bah whilst praying
- Understand (on the world map) where the Ka'bah is and what it looks like
- Be introduced to the Adhān as a call to prayer and to prepare for prayer as soon as it is heard
- Memorise the Adhān

JURISPRUDENCE

LEVEL 1

### Lesson 1: Qiblah, Adhān & Iqāmah

When you are watching news on the TV, where do you look at? Yes, you face the TV.

When the Head Teacher is talking at a school assembly, where do all students face? Yes, they face the teacher.



On the playground, when the sports coach is giving orders, all the players turn to face him. Do they?

At home, have you seen your parents praying? Do they always face the same direction only?

What about the people offering prayers at the mosque? They all face the same direction. What is this direction called?




## WHAT IS THE QIBLAH?

When a Muslim offers his prayer at home or at the mosque, he always faces one direction and that is the Qiblah. The Qiblah is the direction in which the Ka'bah is.

That's right. When we pray, we always face the Ka'bah. The **Ka'bah** is our **Qiblah**.

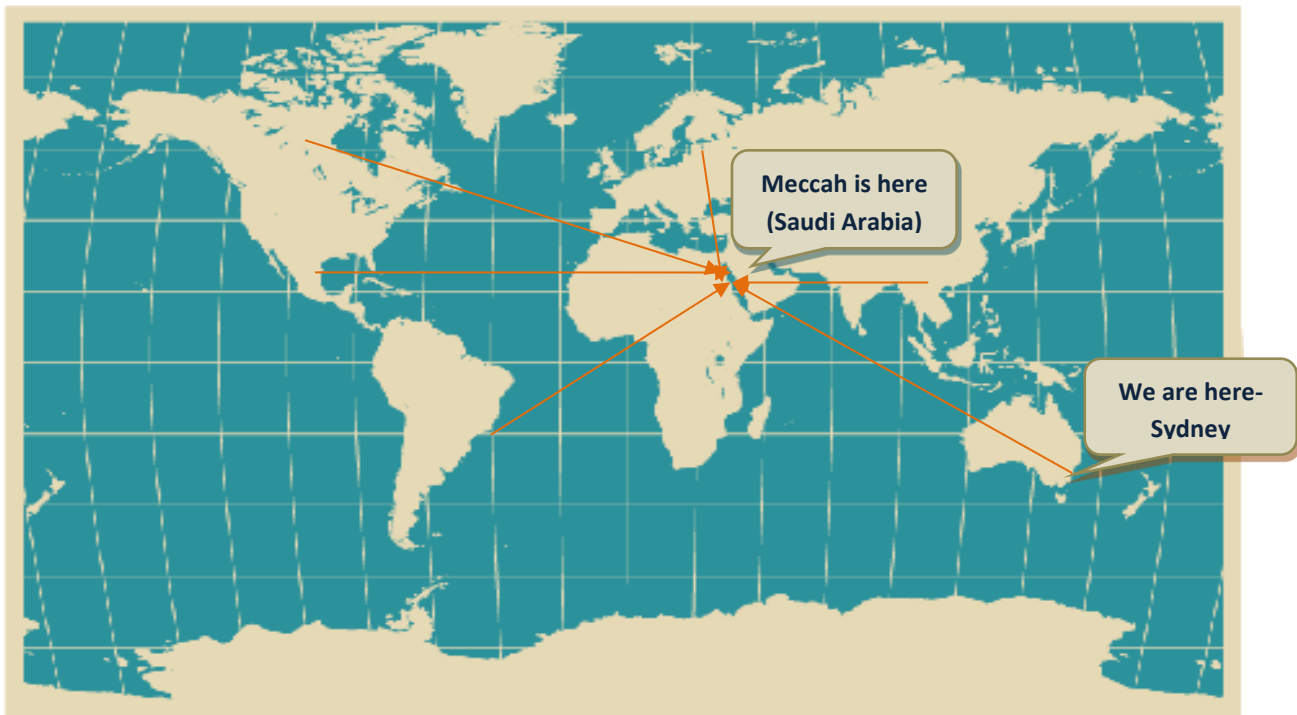
The Ka'bah is in Mecca. It is called the 'House of God'. This does not mean God lives in the Ka'bah. It just means that God gave special respect to this place.

Muslims from all over the world face when they pray to Allah. The Ka'bah is the direction in which we need to face while praying because Allah has asked us to do so. It looks like a big black cube, with a flat top.



## WHERE IS THE KA'BAH?

The Ka'bah is in the holy city of Mecca. Mecca is in a country called Saudi Arabia. This is the place where



Look at the map of the **World** above. You will be able to see that we are in Sydney. Put your finger on Mecca which is in Saudi Arabia. It is more or less a central spot from all over the World. Isn't that amazing?

Put a **green** cross where Sydney is on this World map.

Now with a **red** pencil, put a cross where Mecca is.

## WHAT IS ADHĀN ?

Before every prayer, there is a call that invites Muslims to come to pray. This call to prayer is called **Adhān** in Arabic language. It is an announcement that it is time for prayer. It is called out in a loud voice from a mosque or even from where ever you are praying at home!

The Adhān initially started in the time of Prophet Muḥammad (saw). Allah (SWT) sent an angel to the Prophet with the words of the Adhān. The Prophet then asked Bilāl, his dear companion to recite the Adhān. Today, Muslims all over the World recognize this call to prayer.

What do we do when we hear the Adhān?

Try and stop whatever you are doing. Stop your game and pack up your toys. Switch off your TV if you are watching a program. If you are talking, finish your sentence, then stop! Excuse yourself and start to prepare for prayer. Allah (SWT) is not happy if we continue chatting away when Adhān is being recited. We should sit and listen to the Adhān, and repeat the words.



Let us look at how to recite the Adhān and then practice saying it aloud.

Keep reciting the Adhān **aloud** at home daily until you know it by heart.

### CLASS ACTIVITY:

1. Every lesson, one student will recite Adhān before the congregational prayer at the classes every lesson, or at the beginning of the lesson.

|   |                         |
|---|-------------------------|
| Allāhu Akbar, 4 times                       | الله أكبر               |
| Ashhadu an Lā ilaha illa Allāh, 2 times     | اشهد ان لا اله الا الله |
| Ashhadu anna Muḥammadan Rasulullāh, 2 times | اشهد ان محمدا رسول الله |
| Ashhadu anna Aliyan Waliullāh, 2 times      | اشهد ان عليا ولي الله   |
| Ḥayya ‘ala Salāt, 2 times                   | حي على الصلاة           |
| Ḥayya ‘ala Falāḥ, 2 times                   | حي على الفلاح           |
| Ḥayya ‘ala Khayril ‘Amal, 2 times           | حي على خير العمل        |
| Allāhu Akbar, 2 times                       | الله أكبر               |
| Lā ilaha illa Allāh, 2 times                | لا اله الا الله         |

### Review Questions:

The teacher will read aloud the question and 3 answers. You circle only 1 correct answer.

1. When praying, we must always face the
  - a. Mosque
  - b. Medina
  - c. Qiblah
2. What is our Qiblah?

- a. The Ka'bah
- b. Islamic Centre
- c. Saudi Arabia



3. The call to prayer is called the :

- a. Qiblah
- b. Adhān
- c. Ṣalāt




4. How is the Adhān recited?

- a. Softly
- b. Aloud
- c. After the prayer



**Colour the picture of Ka'bah**



### **Class Activity**

When you hear the adhan,

Tick those activities that are good to do. ✓

Cross out those you should **NOT** do.

